



This PDF is generated automatically by **Vizle**.
Slides created *only for a few minutes* of your Video.




For the full PDF, please **Login to Vizle**.

<https://vizle.offnote.co> (Login via Google, top-right)

Stay connected with us:

Join us on **Facebook, Discord, Quora, Telegram**.

MYSQL Commands



MYSQL Commands

**Create
Database**


**Show
Databases**

**Use
Database**

**Show
Tables**

**Create
Table**

**Data
Type**




Create database

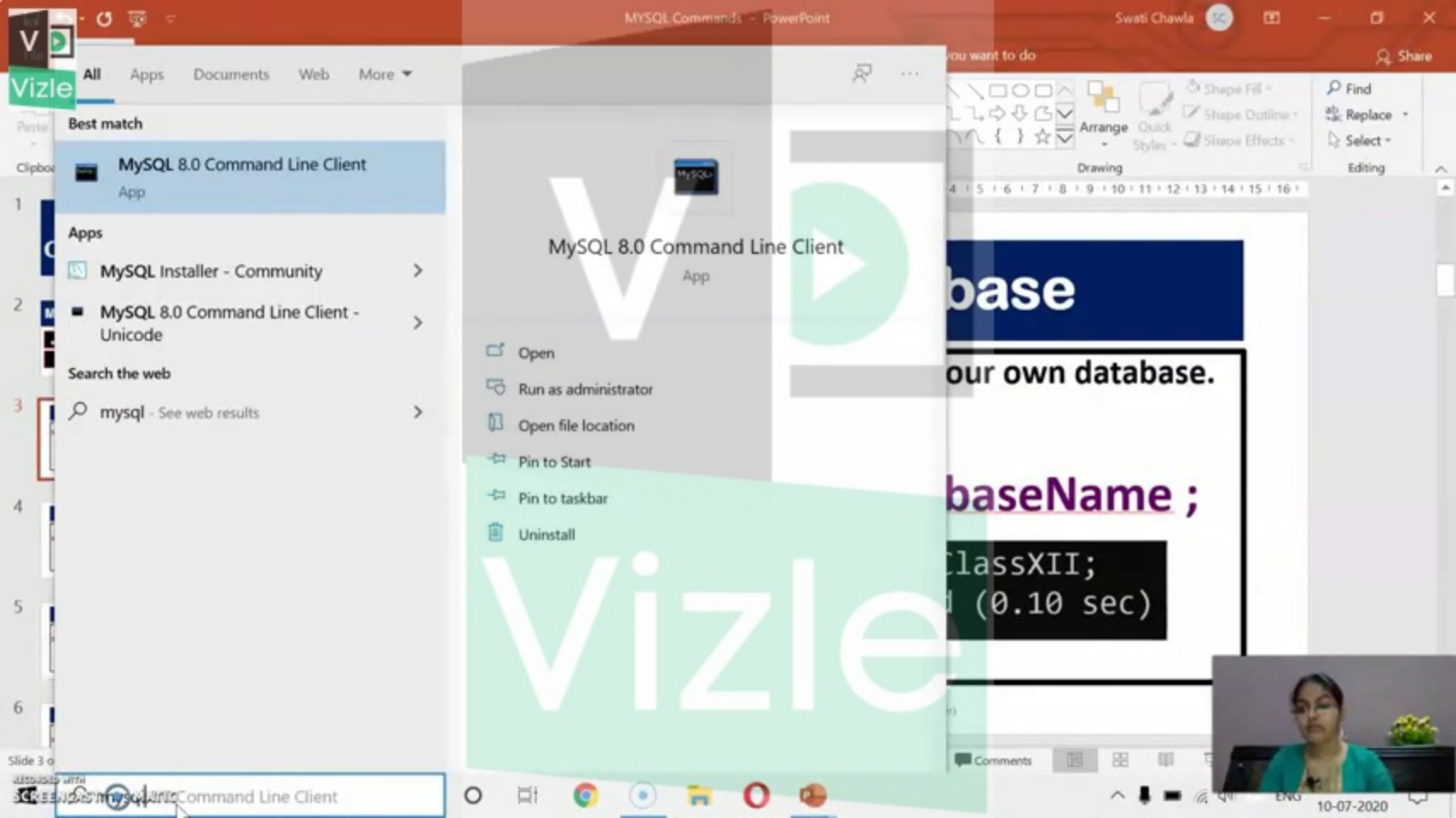
- This command is used to create your own database.

Syntax :

create database DatabaseName ;

```
mysql> create database ClassXII;  
Query OK, 1 row affected (0.10 sec)
```





All Apps Documents Web More

- Best match
- MySQL 8.0 Command Line Client App
- Apps
- MySQL Installer - Community
- MySQL 8.0 Command Line Client - Unicode
- Search the web
- mysql - See web results

MySQL 8.0 Command Line Client App

- Open
- Run as administrator
- Open file location
- Pin to Start
- Pin to taskbar
- Uninstall

you want to do

Find Replace Select

Shape Fill Shape Outline Shape Effects

Arrange Quick Styles

Drawing

4 | 5 | 6 | 7 | 8 | 9 | 10 | 11 | 12 | 13 | 14 | 15 | 16 |

base

our own database.

baseName ;

```
classXII;  
(0.10 sec)
```



Enter password: *****

Welcome to the MySQL monitor. Commands end with ; or \g.

Your MySQL connection id is 12

Server version: 8.0.20 MySQL Community Server - GPL

Copyright (c) 2000, 2020, Oracle and/or its affiliates. All rights reserved.

Oracle is a registered trademark of Oracle Corporation and/or its affiliates. Other names may be trademarks of their respective owners.

Type 'help;' or '\h' for help. Type '\c' to clear the current input statement.

mysql>

mysql> password: *****

Welcome to the MySQL monitor. Commands end with ; or \g.

Your MySQL connection id is 12

Server version: 8.0.20 MySQL Community Server - GPL

Swati Chawla (swati01.sc@gmail.com) is signed in

Copyright (c) 2000, 2020, Oracle and/or its affiliates. All rights reserved.

Oracle is a registered trademark of Oracle Corporation and/or its affiliates. Other names may be trademarks of their respective owners.

Type 'help;' or '\h' for help. Type '\c' to clear the current input statement.

mysql> create databas_



Show Databases

- This command shows all the databases created already.


Syntax :

show databases ;

```
mysql> show databases;
```

```
+-----+  
| Database |  
+-----+  
| classxii |  
| information_schema |  
| mysql |  
| performance_schema |  
| sys |  
+-----+
```

```
5 rows in set (0.00 s)
```



This PDF is generated automatically by **Vizle**.
Slides created *only for a few minutes* of your Video.



For the full PDF, please **Login to Vizle**.

<https://vizle.offnote.co> (Login via Google, top-right)

Stay connected with us:

Join us on **Facebook, Discord, Quora, Telegram**.