

Rules & measurements of Badminton



Badminton Court-



This PDF is generated automatically by **Vizle**.
Slides created *only for a few minutes* of your Video.



For the full PDF, please **Login to Vizle**.

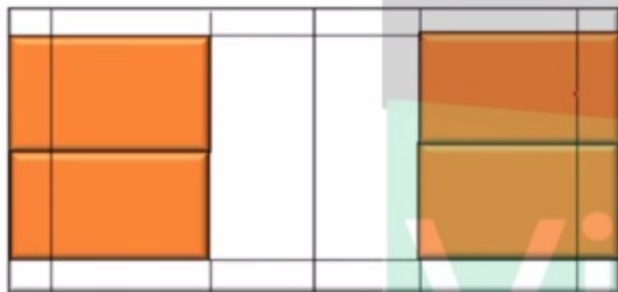
<https://vizle.offnote.co> (Login via Google, top-right)

Stay connected with us:

Join us on **Facebook, Discord, Quora, Telegram**.



Service court for Singles



Service court for Doubles





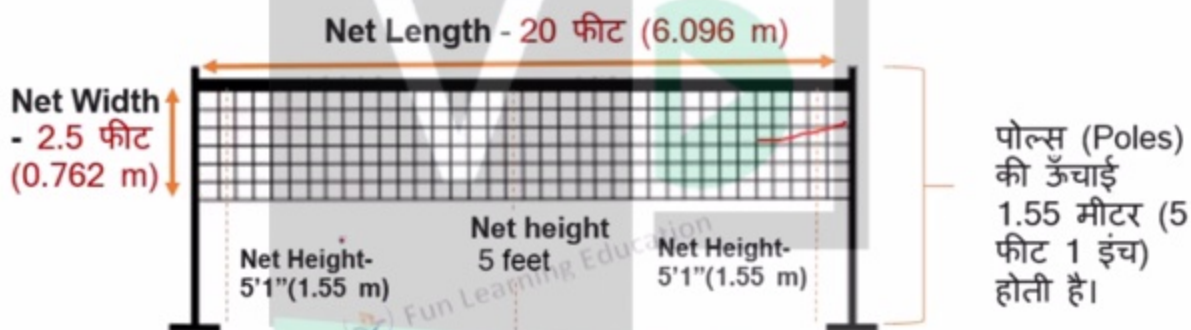
Net & Poles



Vizle



Net & Poles



- ❑ The net shall be made of fine cord of dark colour and even thickness with a mesh of not less than 15mm(1.5cm) and not more than 20 mm(2cm).
- ❑ There shall be no gaps between the ends of the net and the posts. If necessary, the full depth of the net at the ends shall be tied to the posts.
- ❑ The top of the net shall be edged with a 75 mm(7.5cm) white tape doubled over a cord or cable running through the tape. This tape shall rest upon the cord or cable.



Shuttlecock

Synthetic



Feathers



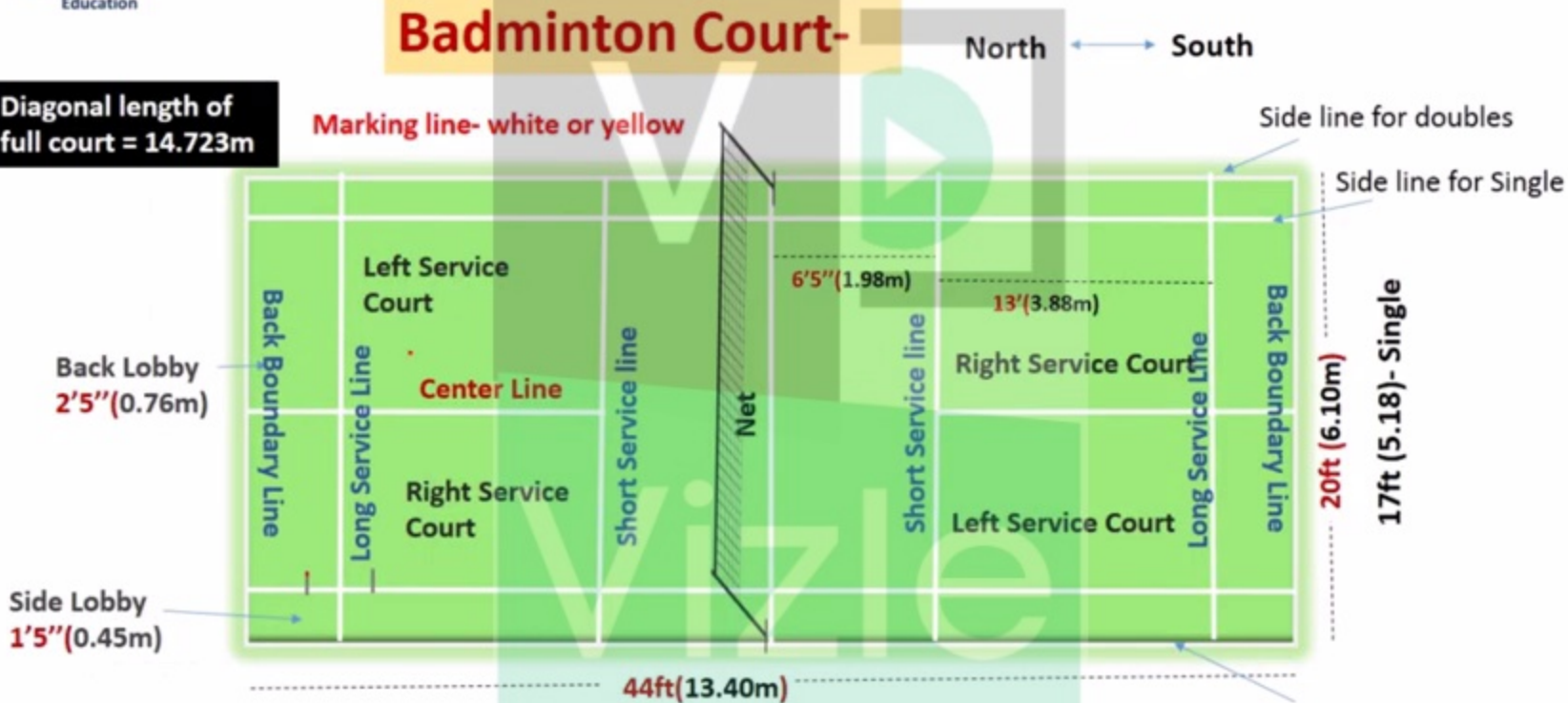
Vizle

Rules & measurements of Badminton



Badminton Court-

Diagonal length of full court = 14.723m



□ इण्डोर स्टेडियम में छत की ऊँचाई 9 मीटर होती है।

4cm(40mm)(included)

Shuttlecock

Synthetic



Weight(वजन) - 4.74g -5.50g

पंख

16 (हंस या बत्तख)
goose or duck

Feathers

आधार का व्यास - 25-28mm.

Length(लम्बाई)
- 62-70mm.

58 to 68mm

Diameter(व्यास)

❑ TESTING A SHUTTLE FOR SPEED

To test a shuttle, a player shall use a full underhand stroke which makes contact with the shuttle over the back boundary line. The shuttle shall be hit at an upward angle and in a direction parallel to the side lines.

A shuttle of correct speed will land not less than 530 mm and not more than 990 mm short of the other back boundary line.

This PDF is generated automatically by **Vizle**.
Slides created *only for a few minutes* of your Video.



For the full PDF, please **Login to Vizle**.

<https://vizle.offnote.co> (Login via Google, top-right)

Stay connected with us:

Join us on **Facebook, Discord, Quora, Telegram**.