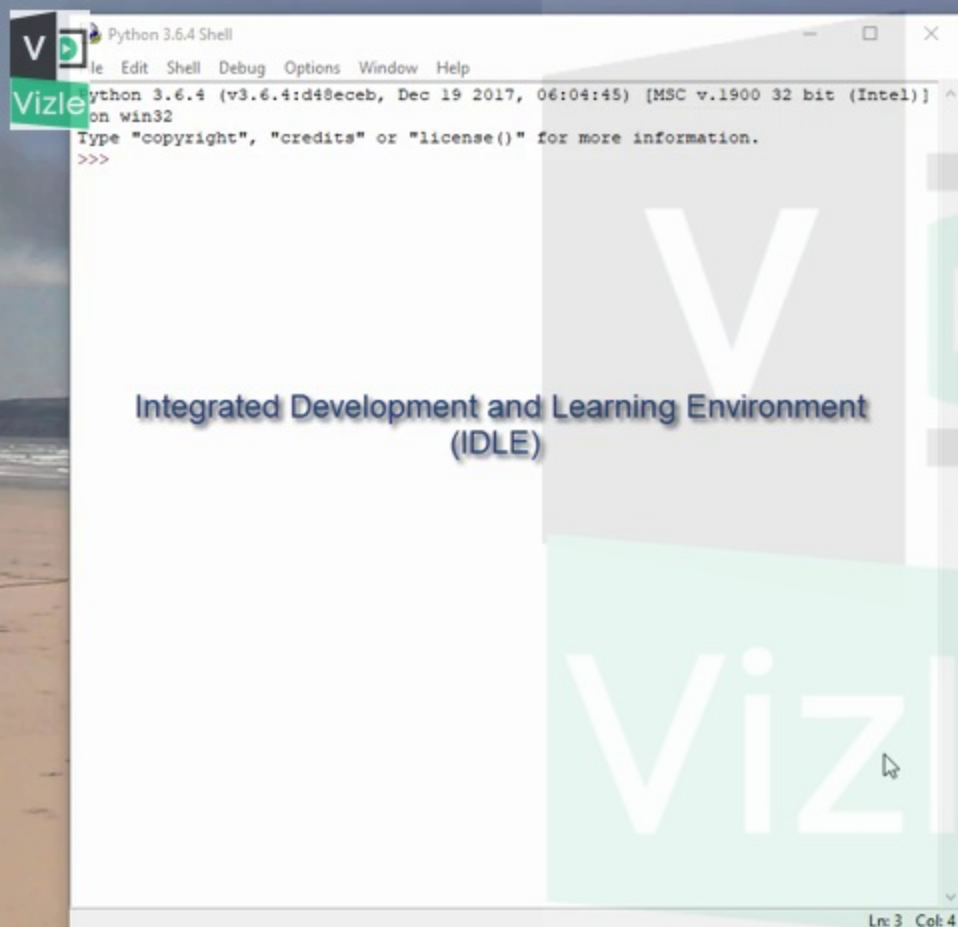




Programming with Python

Part 1 : Output

Vizle



The image shows a screenshot of a Python 3.6.4 Shell window. The window title is "Python 3.6.4 Shell". The menu bar includes "File", "Edit", "Shell", "Debug", "Options", "Window", and "Help". The main text area contains the following text:

```
Python 3.6.4 (v3.6.4:d48eceb, Dec 19 2017, 06:04:45) [MSC v.1900 32 bit (Intel)] ^
on win32
Type "copyright", "credits" or "license()" for more information.
>>>
```

At the bottom right of the window, the status bar shows "Ln: 3 Col: 4".

Integrated Development and Learning Environment (IDLE)

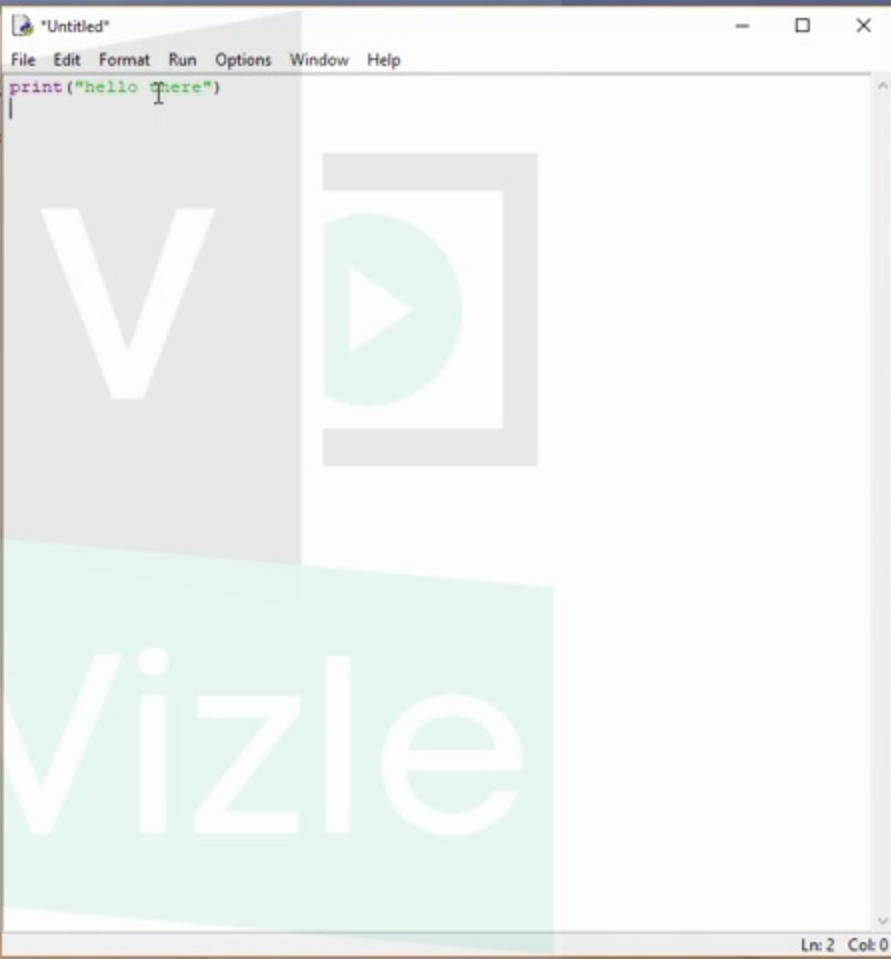




Python 3.6.4 Shell

File Edit Shell Debug Options Window Help

```
Python 3.6.4 (v3.6.4:d48eceb, Dec 19 2017, 06:04:00)
on win32
Type "copyright", "credits" or "license()" for more
>>>
```



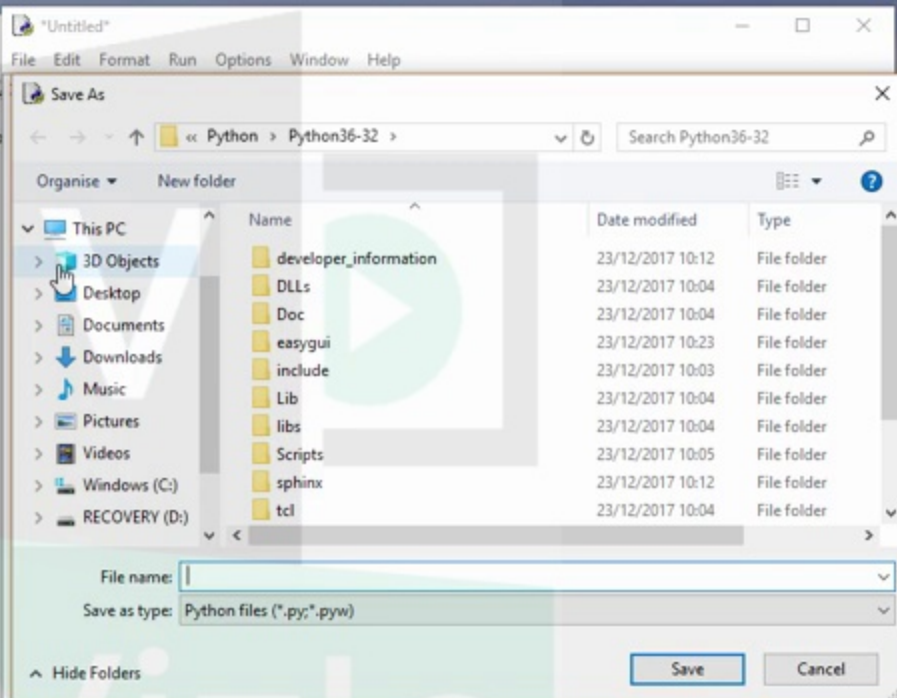
'Untitled'

File Edit Format Run Options Window Help

```
print("hello there")
```


Lr: 2 Col: 0

```
Python 3.6.4 Shell
File Edit Shell Debug Options Window Help
Python 3.6.4 (v3.6.4:d48eceb, Dec 19 2017, 06:04:
on win32
Type "copyright", "credits" or "license()" for mo
>>>
```





```
Python 3.6.4 Shell
File Edit Shell Debug Options Window Help
Python 3.6.4 (v3.6.4:d48eceb, Dec 19 2017, 06:04:
on win32
Type "copyright", "credits" or "license()" for mo
>>>
```



```
welcome.py - C:/Users/kevin/Documents/MY PYTHON PROGRAMS/welcome.py (3.6.4)
File Edit Format Run Options Window Help
print("hello there")
>>>
```

Lr: 2 Col: 0

This PDF is generated automatically by **Vizle**.
Slides created *only for a few minutes* of your Video.



For the full PDF, please **Login to Vizle**.

<https://vizle.offnote.co> (Login via Google, top-right)

Stay connected with us:

Join us on **Facebook, Discord, Quora, Telegram**.